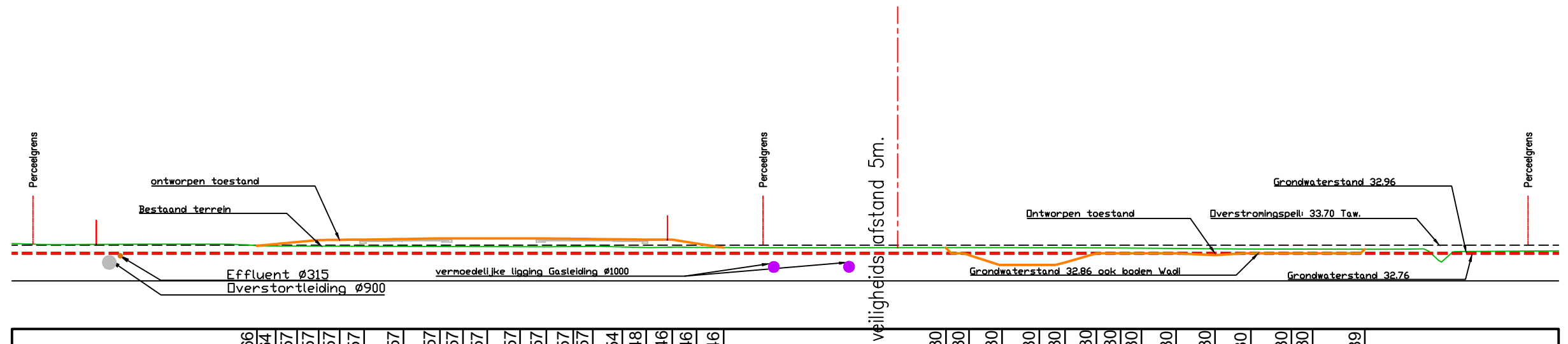


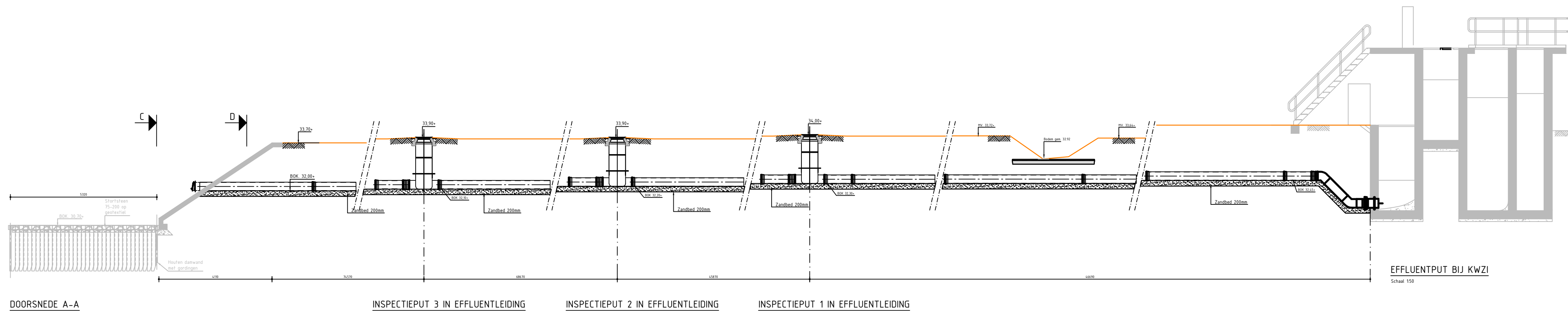
T: 1
 Vergelijkingsvlak
 30.00 m T.A.W.



Best. Hoogte
Ontw. hoogte
Tussenafstand

36.60	33.66	33.66	33.82	33.64	34.03	33.57	34.24	33.57	34.26	33.57	34.28	33.57	2.77	34.35	33.57	2.12	34.40	33.57	34.40	33.57	34.40	33.57	34.40	33.57	34.40	33.57	34.40	33.57	34.40	33.57	34.37	33.57	34.35	33.57	2.13	34.31	33.54	2.26	34.28	33.48	2.91	34.28	33.46	2.53	33.88	33.46	2.81	33.46	33.46	25.46	33.42	33.30	32.67	33.30	31.65	33.30	3.88	31.65	33.30	31.91	33.30	10.58	32.86	33.30	32.86	33.30	32.86	33.30	3.37	32.86	33.30	4.03	32.67	33.30	2.86	32.86	33.30	4.21	32.86	33.30	2.21	32.86	33.30	4.98	33.29	32.89	20.55
-------	-------	-------	-------	-------	-------	-------	-------	-------	-------	-------	-------	-------	------	-------	-------	------	-------	-------	-------	-------	-------	-------	-------	-------	-------	-------	-------	-------	-------	-------	-------	-------	-------	-------	------	-------	-------	------	-------	-------	------	-------	-------	------	-------	-------	------	-------	-------	-------	-------	-------	-------	-------	-------	-------	------	-------	-------	-------	-------	-------	-------	-------	-------	-------	-------	-------	------	-------	-------	------	-------	-------	------	-------	-------	------	-------	-------	------	-------	-------	------	-------	-------	-------

BA_21644_T_BN_1
 Schaal 1:500
 Hoogtepeilen volgens TAW



DOORSNEDE A-A

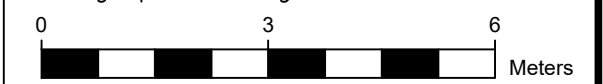
INSPECTIEPUT 3 IN EFFLUENTLEIDING

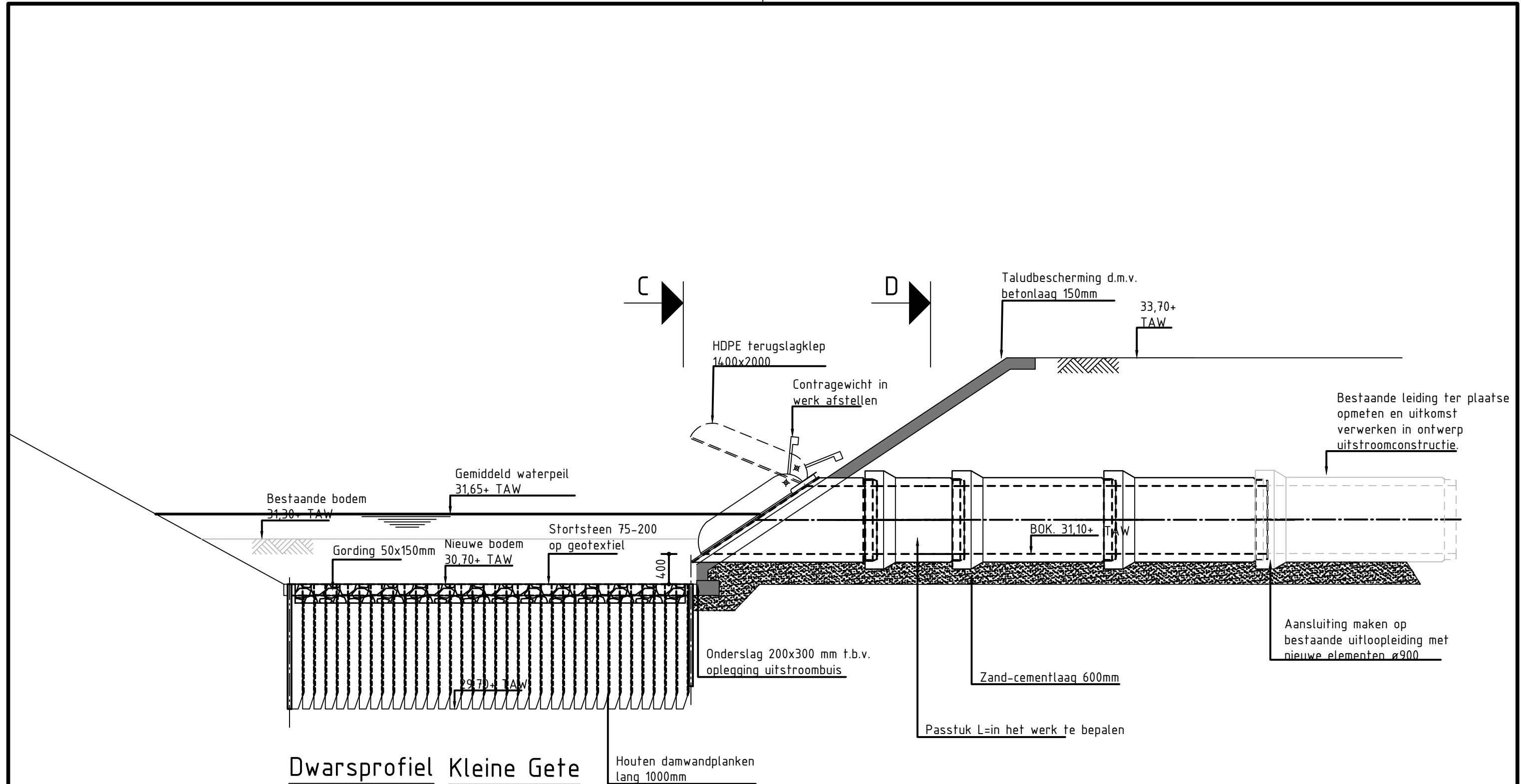
INSPECTIEPUT 2 IN EFFLUENTLEIDING

INSPECTIEPUT 1 IN EFFLUENTLEIDING

EFFLUENTPUT BIJ KWZI
Schaal 150

BA_RIO 21644_PRL_BN_1
Schaal 1:100
Hoogtepeilen volgens TAW





BA_RIO 21644_D_N_2
 Schaal 1:50
 Hoogtepeilen volgens TAW

0 1.5 3 Meters